

PLURIJET 80-100

Self-priming multi-stage pumps



PERFORMANCE RANGE

- Flow rate up to **130 l/min** (7.8 m³/h)
- Head up to **50 m**

APPLICATION LIMITS

- Manometric suction lift up to **9 m** (HS)
- Liquid temperature between **-10 °C** and **+40 °C**
- Ambient temperature up to **+40 °C**
- Max. working pressure **6 bar**
- Continuous service **S1**

CONSTRUCTION AND SAFETY STANDARDS

EN 60335-1
IEC 60335-1
CEI 61-150

EN 60034-1
IEC 60034-1
CEI 2-3



CERTIFICATIONS



INSTALLATION AND USE

Suitable for use with clean water even where air is present and with liquids that are not chemically aggressive towards the materials from which the pump is made.

The self-priming "PLURIJET" pumps are designed to pump water even in cases where air is present. As a result of their quietness, reliability and low energy consumption they are recommended for use in domestic and civil applications such as the pressurisation and distribution of water in combination with pressure sets, and in rain water recovery and irrigation systems, etc.

The pump should be installed in an enclosed environment, or at least sheltered from inclement weather.

PATENTS - TRADE MARKS - MODELS

- PLURIJET® is a registered trade mark
- Registered Community Design n° 342159-0006

OPTIONALS AVAILABLE ON REQUEST

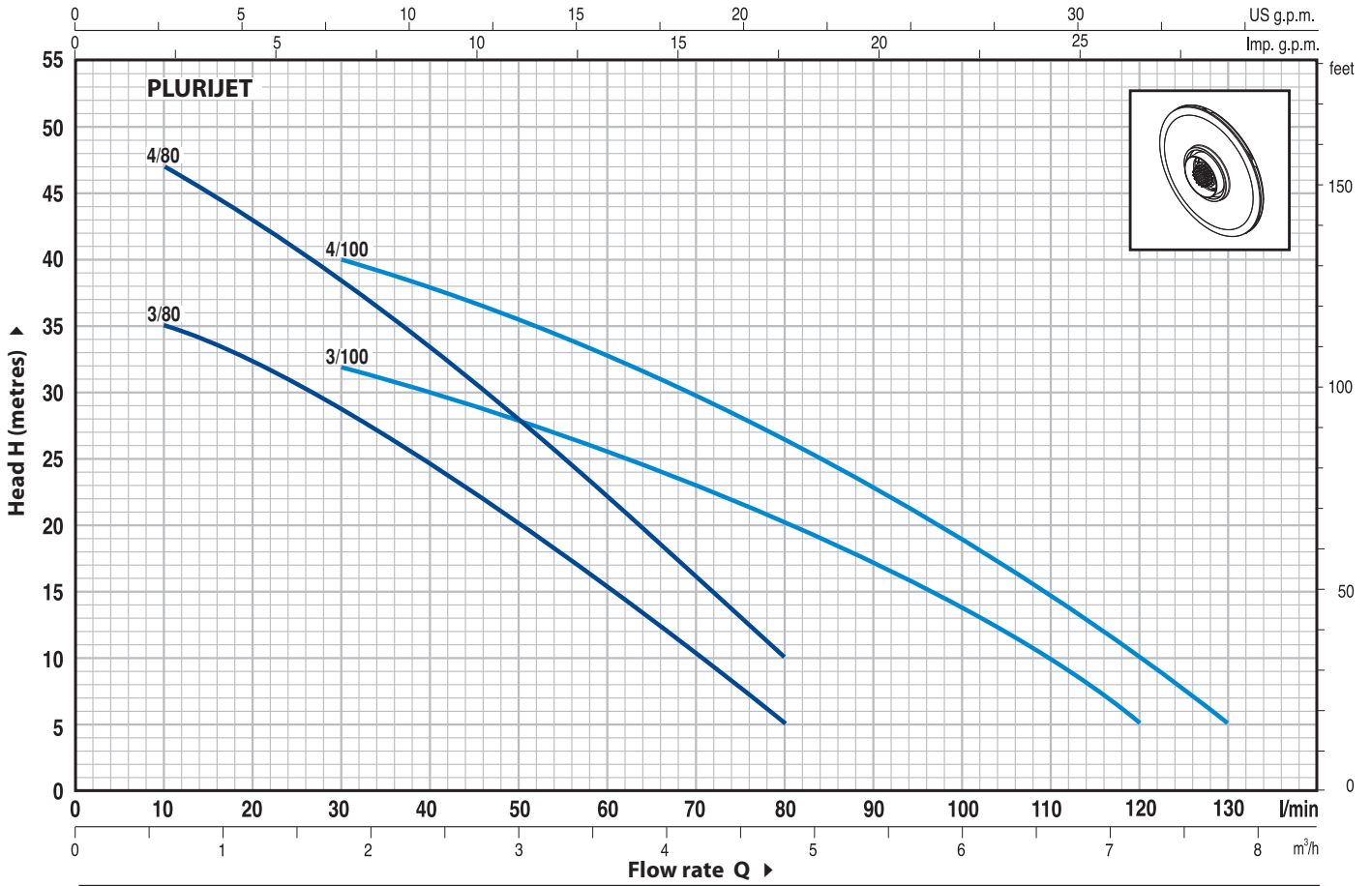
- Other voltages or 60 Hz frequency

GUARANTEE

1 year subject to terms and conditions

CHARACTERISTIC CURVES AND PERFORMANCE DATA

50 Hz n= 2900 1/min HS= 0 m

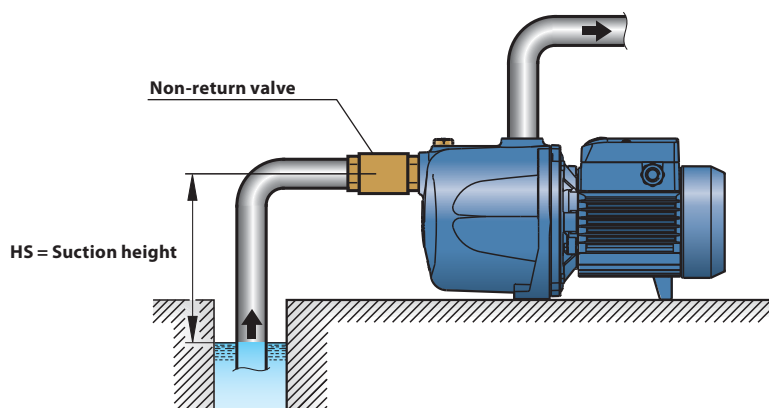


MODEL		POWER		Q													
Single-phase	Three-phase	kW	HP	m³/h	0	0.3	0.6	1.2	1.8	2.4	3.0	3.6	4.2	4.8	6.0	7.2	7.8
				l/min	0	5	10	20	30	40	50	60	70	80	100	120	130
PLURIJETm 3/80	-	0.45	0.60	H metres	38	36	35	33.5	29	25	20	15.5	10.5	5			
PLURIJETm 4/80	PLURIJET 4/80	0.60	0.85		50	48	47	43	38.5	33.5	28	22.5	16	10			
PLURIJETm 3/100	PLURIJET 3/100	0.60	0.85		36	35.5	35	33.5	32	30	28	26	23	20	13.5	5	
PLURIJETm 4/100	PLURIJET 4/100	0.75	1		46	45	44	42	40	38	35.5	33	30	26.5	19	10	5

Q = Flow rate H = Total manometric head HS = Suction height

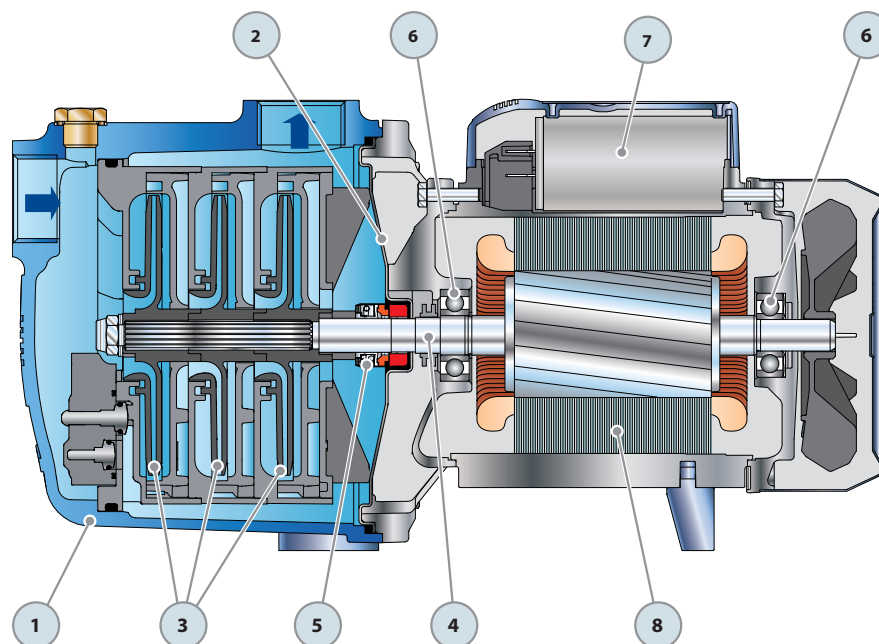
Tolerance of characteristic curves in compliance with EN ISO 9906 App. A.

INSTALLATION EXAMPLE

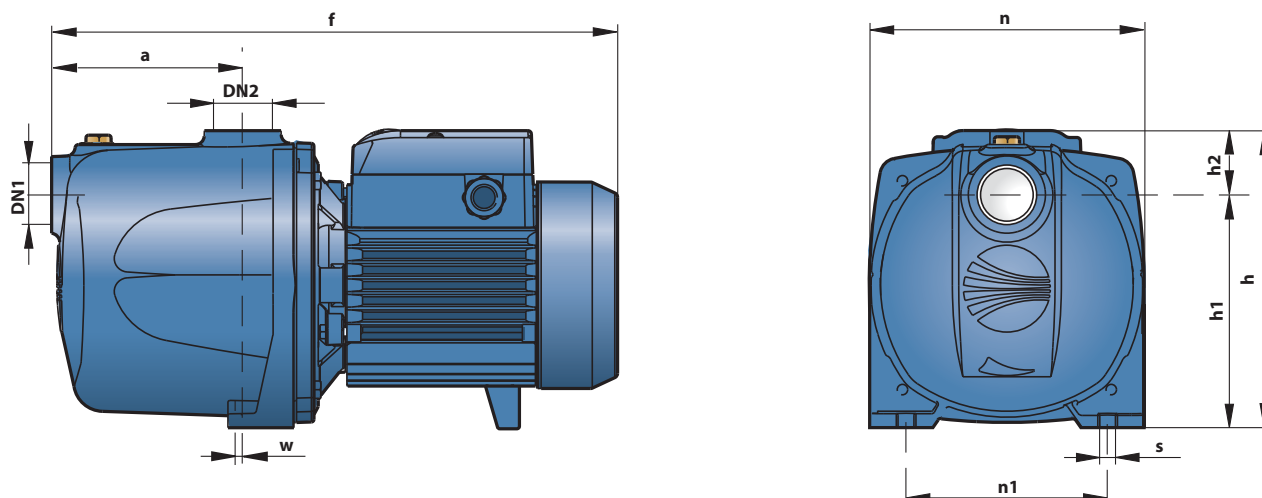


PLURIJET 80-100

POS.	COMPONENT	CONSTRUCTION CHARACTERISTICS				
1	PUMP BODY	Cast iron, complete with threaded ports in compliance with ISO 228/1				
2	BODY BACKPLATE	Stainless steel AISI 304				
3	IMPELLERS	Noryl GFN2V				
4	MOTOR SHAFT	Stainless steel EN 10088-3 - 1.4104				
5	MECHANICAL SEAL	<i>Seal</i>	<i>Shaft</i>	<i>Materials</i>		
		<i>Model</i>	<i>Diameter</i>	<i>Stationary ring</i>	<i>Rotational ring</i>	<i>Elastomer</i>
		AR-13	Ø 13 mm	Ceramic	Graphite	NBR
6	BEARINGS	<i>Pump</i>	<i>Model</i>			
		PLURIJET 3/80				
		PLURIJET 3/100	6202 ZZ - C3 / 6201 ZZ			
		PLURIJET 4/80				
		PLURIJET 4/100	6203 ZZ / 6203 ZZ			
7	CAPACITOR	<i>Pump</i>	<i>Capacitance</i>			
		<i>Single-phase</i>	<i>(230 V or 240 V)</i>	<i>(110 V)</i>		
		PLURIJETm 3/80	12.5 µF 450 VL	30 µF 250 VL		
		PLURIJETm 4/80	14 µF 450 VL	30 µF 250 VL		
		PLURIJETm 3/100	20 µF 450 VL	60 µF 300 VL		
8	ELECTRIC MOTOR	PLURIJETm: single-phase 230 V - 50 Hz with thermal overload protector built-in to the winding.				
		PLURIJET: three-phase 230/400 V - 50 Hz.				
		⇒ Pumps fitted with the three-phase motor option offer IE2 (IEC 60034-30) class high performance – Insulation: F class. – Protection: IP 44.				



DIMENSIONS AND WEIGHT



MODEL		PORTS		DIMENSIONS mm									kg	
Single-phase	Three-phase	DN1	DN2	a	f	h	h1	h2	n	n1	w	s	1~	3~
PLURIJETm 3/80	-	1"	1"	110	334	172	134	38	158	116	2	9	10.0	-
PLURIJETm 4/80	PLURIJET 4/80			135	357								11.3	10.7
PLURIJETm 3/100	PLURIJET 3/100			110	334	10.5		10.0						
PLURIJETm 4/100	PLURIJET 4/100			135	378	191		61					13.7	12.7

ABSORPTION

MODEL	VOLTAGE (single-phase)		
	230 V	240 V	110 V
Single-phase	230 V	240 V	110 V
PLURIJETm 3/80	3.4 A	3.3 A	6.8 A
PLURIJETm 4/80	4.3 A	4.2 A	8.6 A
PLURIJETm 3/100	4.1 A	4.0 A	8.2 A
PLURIJETm 4/100	6.0 A	5.8 A	12.0 A

MODEL	VOLTAGE (three-phase)					
	230 V	400 V	690 V	240 V	415 V	720 V
Three-phase	230 V	400 V	690 V	240 V	415 V	720 V
PLURIJET 4/80	3.4 A	2.0 A	1.1 A	3.3 A	1.9 A	1.1 A
PLURIJET 3/100	3.1 A	1.8 A	1.0 A	3.0 A	1.7 A	1.0 A
PLURIJET 4/100	4.5 A	2.6 A	1.5 A	4.3 A	2.5 A	1.4 A

PALLETIZATION

MODEL		GROUPAGE				CONTAINER			
Single-phase	Three-phase	n° pumps	H (mm)	1~	3~	n° pumps	H (mm)	1~	3~
PLURIJETm 3/80	-	98	1440	980	-	154	2180	1560	-
PLURIJETm 4/80	PLURIJET 4/80	98	1440	1130	1070	154	2180	1760	1670
PLURIJETm 3/100	PLURIJET 3/100	98	1440	1050	1000	154	2180	1640	1560
PLURIJETm 4/100	PLURIJET 4/100	98	1540	1360	1260	140	2140	1940	1800

