



PERFORMANCE RANGE

- Flow rate up to **10 l/min** (0.6 m³/h)
- **50 Hz**: head up to **42 m**
- **60 Hz**: head up to **55 m**

APPLICATION LIMITS

- Manometric suction lift up to **8 m**
- Liquid temperature between **-10 °C** and **+90 °C**
- Ambient temperature between **-10 °C** and **+40 °C**
- Max. working pressure **10 bar**
- Continuous service **S1**

CONSTRUCTION AND SAFETY STANDARDS

EN 60034-1
IEC 60034-1
CEI 2-3



CERTIFICATIONS



INSTALLATION AND USE

Suitable for use with clean water and liquids that are not chemically aggressive towards the materials from which the pump is made. The design of this particularly compact brass pump offers an effective guarantee against the formation of rust and oxidation; as a result they are recommended for use in industrial applications such as cooling and conditioning. The pump should be installed in an enclosed environment, or at least sheltered from inclement weather.

PATENTS - TRADE MARKS - MODELS

- Motor bracket: patented n° IT1243605
- Registered Community Design n° 342159-0002

OPTIONALS AVAILABLE ON REQUEST

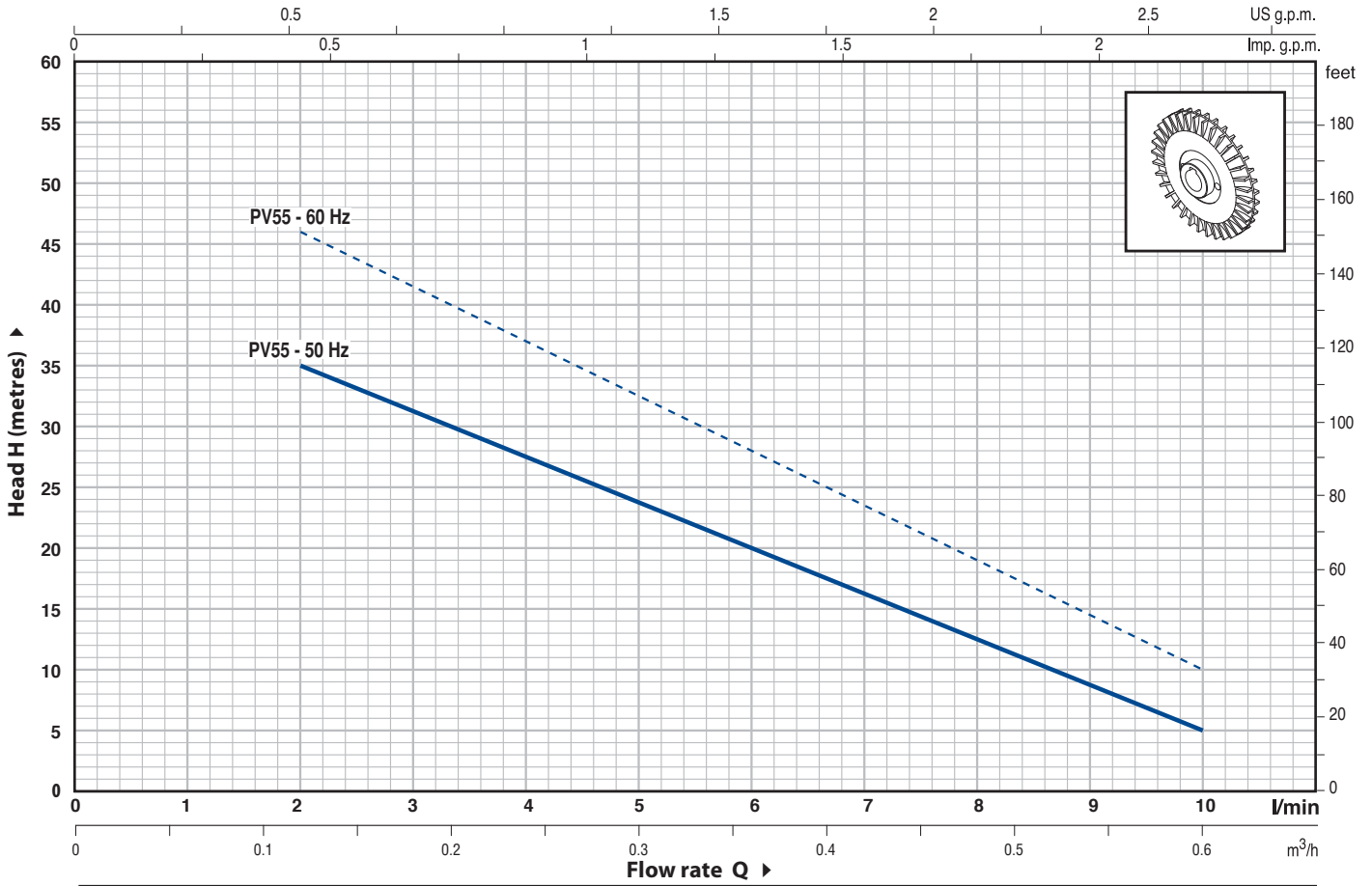
- Special mechanical seal
- EN 10088-3 - 1.4401 (AISI 316) stainless steel motor shaft
- Other voltages
- IP55 class protection

GUARANTEE

1 year subject to terms and conditions

CHARACTERISTIC CURVES AND PERFORMANCE DATA

50/60 Hz n= 2900/3450 1/min HS= 0 m



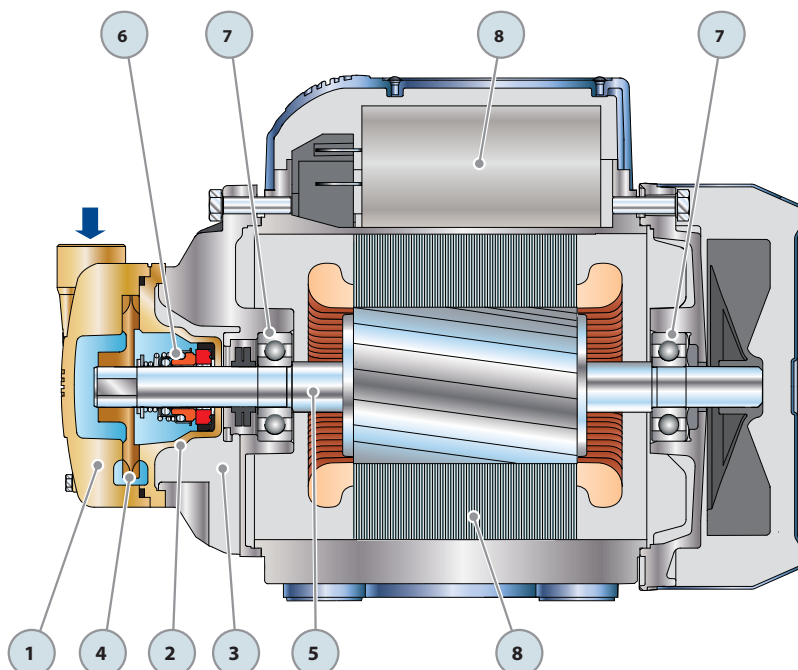
MODEL		POWER		Q	Flow rate										
Single-phase	Three-phase	kW	HP		m³/h	0	0.12	0.18	0.24	0.30	0.36	0.42	0.48	0.54	0.60
PVm 55	PV 55	0.18	0.25	H metres	50 Hz	42	35	31	27.5	24	20.5	16	12.5	9	5
					60 Hz	55	46	41.5	37	32.5	28	23.5	19	14.5	10

Q = Flow rate H = Total manometric head HS = Suction height

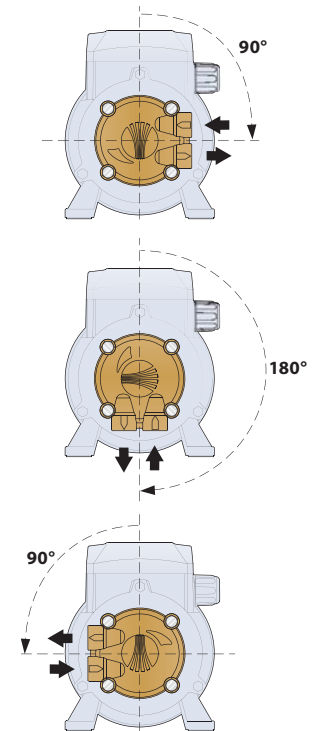
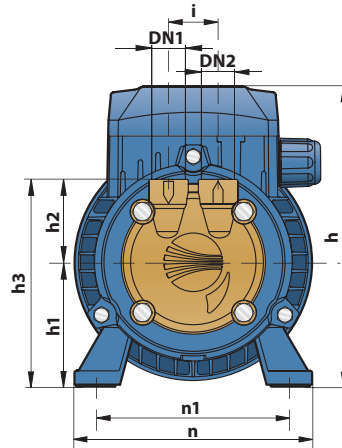
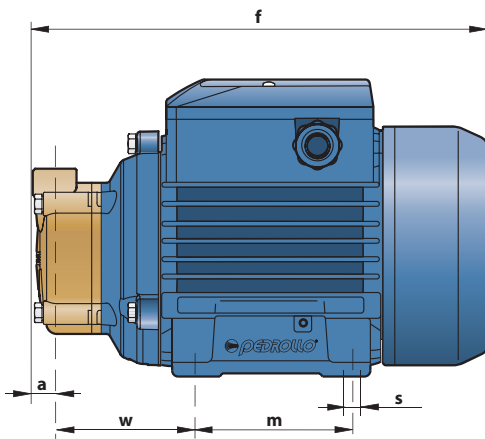
Tolerance of characteristic curves in compliance with EN ISO 9906 App. A.

➡ The PV 55 pump is designed to work at 50 Hz and 60 Hz (see the characteristic curves)

POS.	COMPONENT	CONSTRUCTION CHARACTERISTICS				
1	PUMP BODY	Brass, with threaded ports in compliance with ISO 228/1				
2	PUMP BODY BACK-PLATE	Brass				
3	MOTOR BRACKET	Aluminium				
4	IMPELLER	Brass, with peripheral radial vanes				
5	MOTOR SHAFT	Stainless steel EN 10088-3 - 1.4104				
6	MECHANICAL SEAL	Seal	Shaft	Materials		
		<i>Model</i>	<i>Diameter</i>	<i>Stationary ring</i>	<i>Rotational ring</i>	<i>Elastomer</i>
		PNL-12E	Ø 12 mm	Ceramic	Graphite	EPDM
7	BEARINGS	6201 ZZ / 6201 ZZ				
8	CAPACITOR	Capacitance				
		230÷240 V (50÷60 Hz)	110 V (50÷60 Hz)			
		10 µF 450 VL	25 µF 250 VL			
9	ELECTRIC MOTOR	<p>PV_m: single-phase 230 V - 50÷60 Hz with thermal overload protector built-in to the winding. PV: three-phase 230/400 V - 50÷60 Hz.</p> <p>➔ Pump fitted with the three-phase motor option offers IE2 (IEC 60034-30) class high performance</p> <ul style="list-style-type: none"> - Insulation: F class. - Protection: IP 44. 				



DIMENSIONS AND WEIGHT



When rotating the pump body it is also necessary to rotate the pump body back-plate

MODEL		PORTS		DIMENSIONS mm												kg	
Single-phase	Three-phase	DN1	DN2	a	f	h	h1	h2	h3	i	m	n	n1	w	s	1~	3~
PVm 55	PV 55	1/4"	1/4"	11	223	152	63	42	105	25	80	120	100	65	7	4.6	4.6

ABSORPTION

MODEL	VOLTAGE (single-phase)		
Single-phase	230 V	240 V	110 V
PVm 55 (50Hz)	1.6 A	1.5 A	3.2 A
PVm 55 (60Hz)	2.0 A	1.9 A	4.0 A

MODEL	VOLTAGE (three-phase)	
Three-phase	230 V	400 V
PV 55 (50Hz)	1.7 A	1.0 A
PV 55 (60Hz)	1.7 A	1.0 A

PALLETIZATION

MODEL		GROUPAGE				CONTAINER			
Single-phase	Three-phase	n° pumps	H (mm)	kg		n° pumps	H (mm)	kg	
				1~	3~			1~	3~
PVm 55	PV 55	192	1460	910	910	264	1960	1240	1240

