



TWO-CHANNEL submersible electropumps for sewage waters

TWO-CHANNEL submersible pumps for professional use, with generous dimensions, particularly reliable; characterised by high yield.



RANGE OF PERFORMANCE

Flow rate up to 800 l/min (48 m³/h)
Head up to 15 m

LIMITS OF USE

Depth of use up to 5 m
Liquid temperature up to + 40°C
Passage of suspended solid bodies up to Ø 50 mm
For continuous duty: minimum immersion 290 mm

EXECUTION AND SAFETY STANDARDS

EN 60 335-1	EN 60034-1
IEC 335-1	IEC 34-1
CEI 61-150	CEI 2-3



USES AND INSTALLATIONS

MC SUBMERSIBLE PUMPS ARE RECOMMENDED FOR DRAINING DIRTY WATER AND SEWAGE IN THE DOMESTIC AND CIVIL SECTORS. THEY ARE EQUIPPED WITH A "TWO-CHANNEL" STAINLESS STEEL IMPELLER WHICH ALLOWS THE PUMPING OF LIQUIDS CONTAINING SUSPENDED SOLID BODIES WITH DIMENSIONS UP TO Ø 50 mm, WITH SHORT FIBRE. THEY ARE INDICATED FOR CONVEYING DRAINAGE WATERS AND SEWAGE, WASTE WATERS, SURFACE WATERS, WATERS MIXED WITH MUD IN USES SUCH AS: HOLIDAY HOMES, BUNGALOWS AND SINGLE-FAMILY HOMES. THESE PUMPS ARE OUTSTANDING FOR THEIR RELIABILITY IN FIXED INSTALLATIONS WITH AUTOMATIC OPERATION.

GUARANTEE 2 YEARS according to our general terms of sale.

CONSTRUCTION CHARACTERISTICS

- **DELIVERY BODY:** cast iron, with threaded inlet ISO 228/1.
- **MOTOR JACKET:** stainless steel AISI 304.
- **BASE:** stainless steel AISI 304.
- **IMPELLER:** two-channel, in stainless steel AISI 304.
- **MOTOR SHAFT:** stainless steel EN 10088-3 - 1.4104.
- **DOUBLE MECHANICAL SEAL:** carburundum -NBR pump side and sealing ring on motor side (with interposed oil barrier chamber for lubricating and cooling the seal surfaces in case of lack of water).
- **MOTOR:** submersible asynchronous for continuous duty.
MCm: single-phase 220÷240 V - 50 Hz with condenser and thermal overload protector built into the winding.
MC: three-phase 380÷415 V - 50 Hz.
- **INSULATION:** class F. ● **PROTECTION:** IP 68.

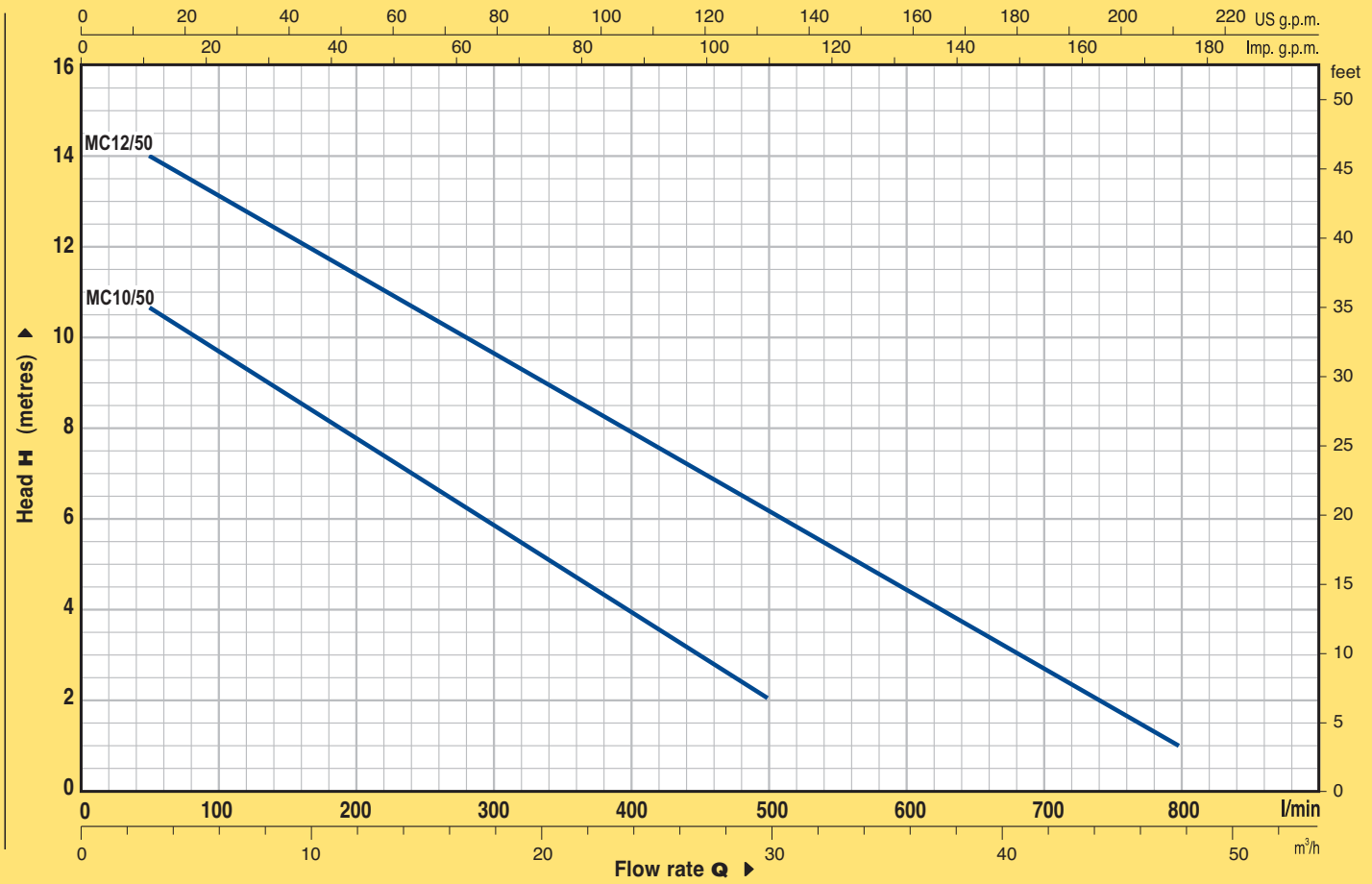
THE ELECTROPUMPS ARE COMPLETE WITH:

- MCm** (single-phase) Float switch.
Neoprene power cable "H07 RN-F"
length **5 metres** with Schuko plug.
- MC** (three-phase) Neoprene power cable "H07 RN-F"
length **5 metres**.

EXECUTIONS ON REQUEST

- ⇒ electropumps with 10 metre power cable.
N.B. obligatory for outdoor use according to standard EN 60335-2-41
- ⇒ electric panel for three-phase electropumps 1.1 kW
- ⇒ single-phase electropumps without float switch
- ⇒ other voltages or frequency 60 Hz

CURVES AND PERFORMANCE DATA AT n= 2900 1/min

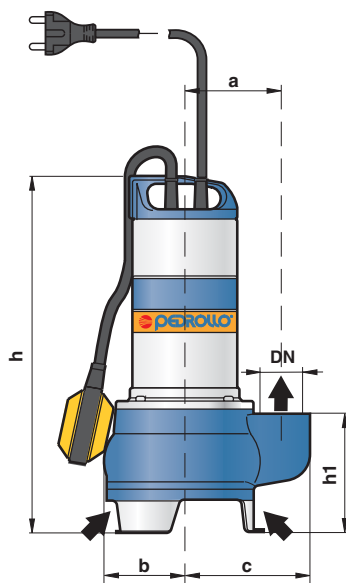


TYPE		POWER		Q	Flow rate														
Monofase	Trifase	kW	HP		m³/h	0	3	6	9	12	15	18	21	24	27	30	36	42	48
MCm 10/50	MC 10/50	0.75	1	l/min	0	50	100	150	200	250	300	350	400	450	500	600	700	800	
				H metres	12	10.7	9.7	8.7	7.8	6.8	5.9	5	4	3	2				
					15	14	13	12.3	11.5	10.5	9.7	8.8	8	7	6.2	4.5	2.7	1	

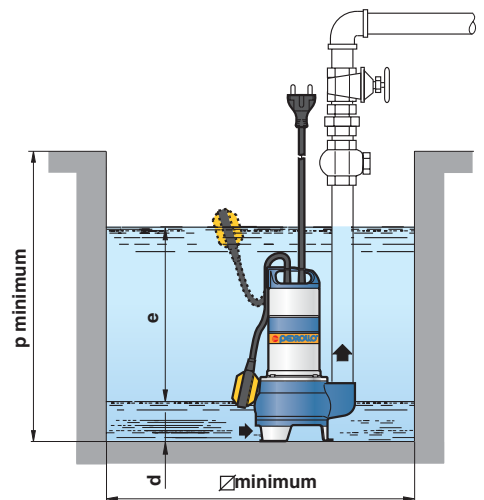
Q = Flow rate H = Total manometric head

Tolerance of the performance curves according to EN ISO 9906 App. A.

DIMENSIONS AND WEIGHTS



Typical single-phase installation



TYPE		INLET DN	passage of solid bodies	DIMENSIONS mm									kg	
Single-phase	Three-phase			a	b	c	h	h1	d	e	p	Ø	1~	3~
MCm 10/50	MC 10/50	2"	Ø 50 mm	110	90	150	410	153	55	adjustable	500	500	14.3	13.3
MCm 12/50	MC 12/50			120	97	163	430	158	65				16.5	14.3